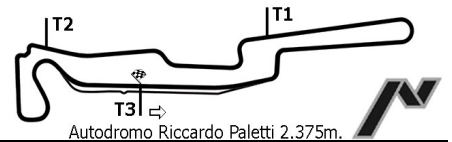


GORDINI CLUB FELD 2



RESULTS RACE 2

POS	No	DRIVER	NAT	TEAM	CAR	GR	CL	L	TIME	GAP	SPD	FASTEST LAP	
ASSOLUTA													
1	938	KOPPEHEL T.				8	E1	15	18'37.266	114.789	Km/h	1'12.974	7
2	141	NADLINGER H.			PORSCHE 911	8		15	18'42.439	5.173		1'13.561	4
3	897	WUTZ T.			PORSCHE 911	8		15	18'46.570	9.304		1'12.908	9
4	53	FELDMANN S.			HKT SEVEN	8		15	18'57.945	20.679		1'13.842	6
5	870	LUCKINGER/HOEHE			VW SCIROCCO	8		15	19'12.180	34.914		1'14.671	2
6	883	DECHANT C.			HKT	7		15	19'26.997	49.731		1'14.587	2
7	882	ZIMMERMANN K.			HKT	7		15	19'28.097	50.831		1'14.728	2
8	881	BUECHERT S.			HKT	7		15	19'36.739	59.473		1'17.179	13
9	966	FIEDLER A.			OPEL MANTA B	6	K11	15	19'45.709	1'08.443		1'14.285	9
10	890	BREUSS C.			HKT	7		15	19'50.953	1'13.687		1'17.786	9
11	44	SCHWEGLER C.			PORSCHE 911	8		15	19'56.193	1'18.927		1'17.536	5
12	893	KOGLER F.			VW GOLF	6		15	19'56.408	1'19.142		1'18.217	5
13	60	PRITZL H.			BMW M3	6		14	19'12.954	1 LAP		1'19.408	14
14	924	PREIS H.				6	K11	14	19'21.462	1 LAP		1'20.191	2
15	903	GEIER L.			BMW E 30	6	K11	14	19'25.231	1 LAP		1'21.636	4
16	878	KERL M.			FORD ESCORT	6		14	19'25.707	1 LAP		1'20.931	4
17	55	MILLER T.			VW GOLF 1 GT	5		14	19'30.137	1 LAP		1'21.022	13
18	24	ZWAHLEN W.			VW KAEFER	5		14	19'51.403	1 LAP		1'21.370	4
19	31	JENNI B.			SUBARU IMPRE	5		13	18'40.595	2 LAPS		1'23.877	5
20	941	TETTING B.			BMW E 30	6	K11	13	19'17.955	2 LAPS		1'27.186	3
21	925	MATT D.				6	K11	12	19'14.383	3 LAPS		1'27.119	3
22	66	SCHILLIGER D.			OPEL KADETT	6		11	19'52.962	4 LAPS		1'22.346	5
23	877	RATH K.			AUDI QUATTRO	6		8	11'27.736	7 LAPS		1'23.708	5
24	884	PANGERL R.			OPEL KADETT	6		6	10'34.503	9 LAPS		1'19.061	2
25	39	MARTINATO N.			ALFA ROMEO 1	5		5	7'47.847	10 LAPS		1'27.345	3
26	28	HANS D.			SUBARU IMPRE	6		2	2'48.583	13 LAPS		1'20.978	2
27	944	PFEIFFER R.				5		1	1'41.270	14 LAPS			

NOT CLASSIFIED

DNS 910 FISCHER R.

DNS 937 MOSER J.

BMW E 30 V8 8 E1
6 K11

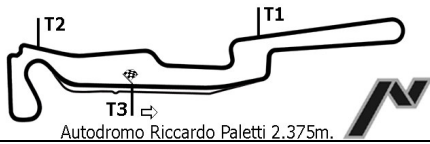
Esposta ore:

IL DIRETTORE DI GARA : Farit Roth

IL D.S. CRONOMETRAGGIO : Rapi Andrea

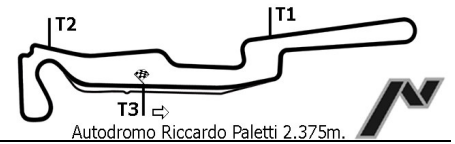
START (11:45) 11:55

END (12:30) 12:15



GORDINI CLUB FELD 2

RESULTS RACE 2



POS No DRIVER NAT TEAM

CAR GR CL L

TIME GAP SPD FASTEST LAP

KATEGORIE 5

1	55	MILLER T.	VW GOLF 1 GT	5		14	19'30.137	102.295 Km/h		1'21.022	13
2	24	ZWAHLEN W.	VW KAEFER	5		14	19'51.403	21.266		1'21.370	4
3	31	JENNI B.	SUBARU IMPRE	5		13	18'40.595	1 LAP		1'23.877	5
4	39	MARTINATO N.	ALFA ROMEO 1	5		5	7'47.847	9 LAPS		1'27.345	3
5	944	PFEIFFER R.		5		1	1'41.270	13 LAPS			

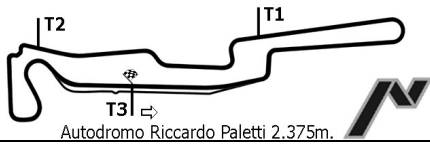
Esposta ore:

IL DIRETTORE DI GARA : Farit Roth

IL D.S. CRONOMETRAGGIO : Rapi Andrea

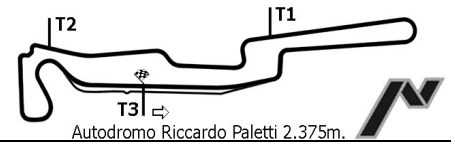
START (11:45) 11:55

END (12:30) 12:15



GORDINI CLUB FELD 2

RESULTS RACE 2



POS	No	DRIVER	NAT	TEAM	CAR	GR	CL	L	TIME	GAP	SPD	FASTEST LAP
KATEGORIE 6												
1	966	FIEDLER A.			OPEL MANTA B	6	K11	15	19'45.709	108.163 Km/h		1'14.285 9
2	893	KOGLER F.			VW GOLF	6		15	19'56.408	10.699		1'18.217 5
3	60	PRITZL H.			BMW M3	6		14	19'12.954	1 LAP		1'19.408 14
4	924	PREIS H.			BMW E 30	6	K11	14	19'21.462	1 LAP		1'20.191 2
5	903	GEIER L.			BMW E 30	6	K11	14	19'25.231	1 LAP		1'21.636 4
6	878	KERL M.			FORD ESCORT	6		14	19'25.707	1 LAP		1'20.931 4
7	941	TETTING B.			BMW E 30	6	K11	13	19'17.955	2 LAPS		1'27.186 3
8	925	MATT D.			BMW E 30	6	K11	12	19'14.383	3 LAPS		1'27.119 3
9	66	SCHILLIGER D.			OPEL KADETT	6		11	19'52.962	4 LAPS		1'22.346 5
10	877	RATH K.			AUDI QUATTRO	6		8	11'27.736	7 LAPS		1'23.708 5
11	884	PANGERL R.			OPEL KADETT	6		6	10'34.503	9 LAPS		1'19.061 2
12	28	HANS D.			SUBARU IMPRE	6		2	2'48.583	13 LAPS		1'20.978 2

NOT CLASSIFIED

DNS 937 **MOSER J.** BMW E 30 V8 6 K11

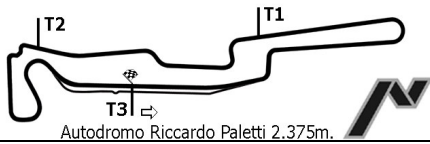
Esposta ore:

IL DIRETTORE DI GARA : Farit Roth

IL D.S. CRONOMETRAGGIO : Rapi Andrea

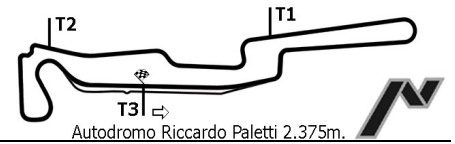
START (11:45) 11:55

END (12:30) 12:15



GORDINI CLUB FELD 2

RESULTS RACE 2



POS No DRIVER NAT TEAM

CAR GR CL L

TIME GAP SPD FASTEST LAP

KATEGORIE 7

1	883	DECHANT C.	HKT	7	15	19'26.997	109.897	Km/h	1'14.587	2
2	882	ZIMMERMANN K.	HKT	7	15	19'28.097	1.100		1'14.728	2
3	881	BUECHERT S.	HKT	7	15	19'36.739	9.742		1'17.179	13
4	890	BREUSS C.	HKT	7	15	19'50.953	23.956		1'17.786	9

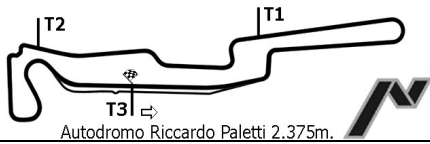
Esposta ore:

IL DIRETTORE DI GARA : Farit Roth

IL D.S. CRONOMETRAGGIO : Rapi Andrea

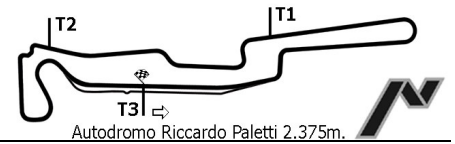
START (11:45) 11:55

END (12:30) 12:15



GORDINI CLUB FELD 2

RESULTS RACE 2



POS No DRIVER NAT TEAM CAR GR CL L TIME GAP SPD FASTEST LAP

KATEGORIE 8

1	938	KOPPEHEL T.											
2	141	NADLINGER H.	PORSCHE 911	8		E1	15	18'37.266	114.789 Km/h			1'12.974	7
3	897	WUTZ T.	PORSCHE 911	8			15	18'42.439	5.173			1'13.561	4
4	53	FELDMANN S.	HKT SEVEN	8			15	18'46.570	9.304			1'12.908	9
5	870	LUCKINGER/HOEHE	VW SCIROCCO	8			15	18'57.945	20.679			1'13.842	6
6	44	SCHWEGLER C.	PORSCHE 911	8			15	19'12.180	34.914			1'14.671	2
												1'18.927	5

NOT CLASSIFIED

DNS 910 **FISCHER R.** 8 E1

Esposta ore:

IL DIRETTORE DI GARA : Farit Roth

IL D.S. CRONOMETRAGGIO : Rapi Andrea

START (11:45) 11:55

END (12:30) 12:15